exg. elevations



front (w) | side (s) | rear (e) | side (n)

THE GENERAL CONTRACTOR IS TO CHECK ALL DIMENSIONS PRIOR TO COMMENCEMENT ON SITE AND TO IMMEDIATELY REPORT ANY DISCREPANCIES TO ELY DESIGN GROUP. SIMILARLY REPORT ANY UNEXPLAINED SITE FEATURES NOT SHOWN ON THE DRAWING.

THE COPYRIGHT OF THIS DRAWING IS RETAINED BY ELY DESIGN GROUP

THIS DRAWING MUST BE READ IN CONJUNCTION WITH THE CONSTRUCTION NOTES AND ENGINEER'S DESIGN AND DRAWINGS IF APPLICABLE

DO NOT SCALE FROM THIS DRAWING

prop. elevations



front (w) | side (s) | rear (e) | side (n)

proposed plans

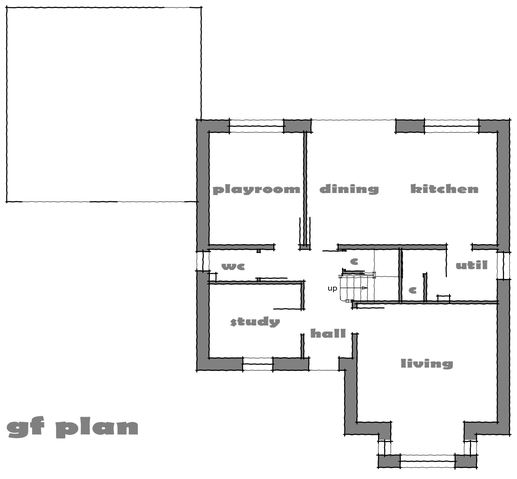

gf plan

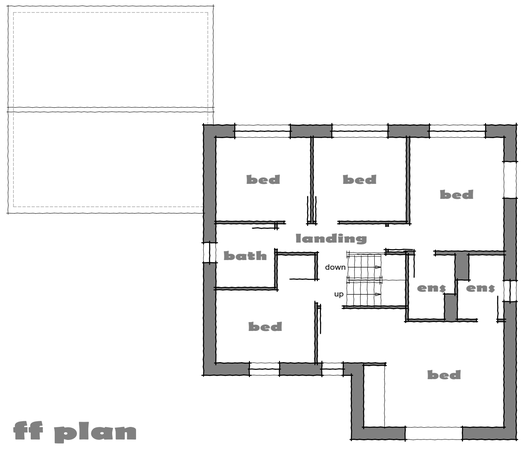

ff plan

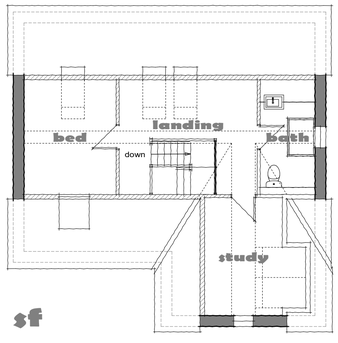

sf

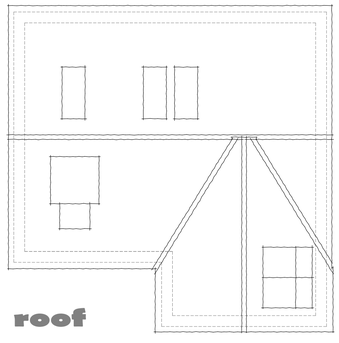

roof

existing plans

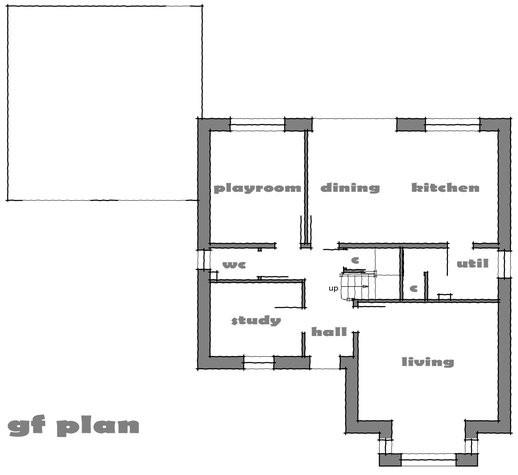

gf plan

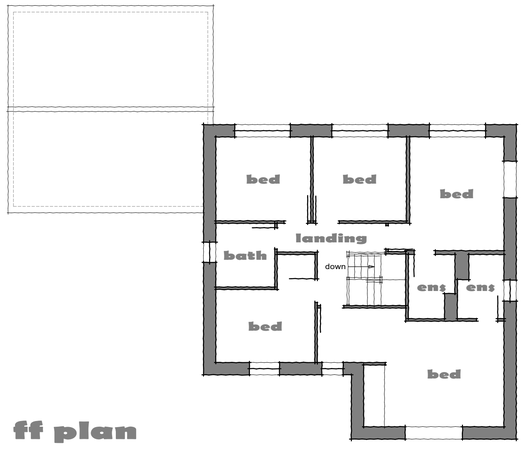

ff plan

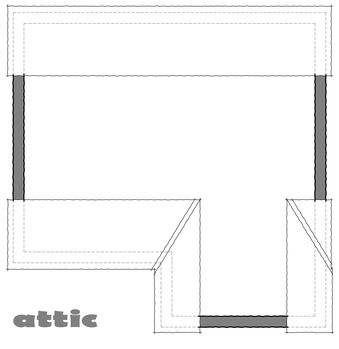

attic

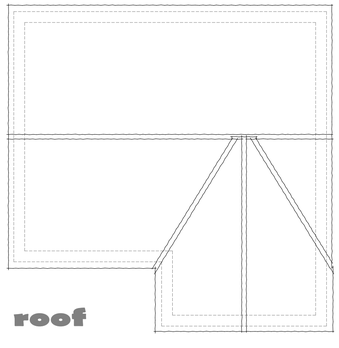

roof

1:100

0 1 2 3 4 5 6m

ELY DESIGN GROUP
ARCHITECTURE BY PROFESSIONALS
3 SHORT ROAD, STRETHAM
ELY, CAMBS. CB6 3LS
T: 01353 649649
WWW.ELYDESIGNGROUP.CO.UK

CLIENT

PROJECT

DRAWING TITLE
SKETCH PLANS

PROJECT NO. EDG/20/098
DRAWING NO. 1
SCALES: 1:100
SHEET SIZE: A1
DATE: AUG. '20
DRAWN BY: AJN